

DYNES



Dyness Digital Energy Technology Co., LTD.

Tel : +86 400 666 0655

Web : www.dyness.com

E-mail : sales@dyness-tech.com

Address : No. 688 Liupu Road, GuoxiangStreet, Wuzhong Economic Development Zone, Suzhou

File version-20241230-EN Information might be subject to change without notice during product improving

DYNES



# Residential Energy Storage Solutions

Discover Your Nature

# About Dyness

Dyness, founded in 2017, is a global pioneering energy storage solutions innovator. Relying on advantageous technology and robust product R&D capabilities, Dyness has established a comprehensive product portfolio for full scenarios, including C&I and residential energy storage throughout the entire lifecycle. With its global headquarters in Suzhou, China, Dyness has provided safe, reliable, and high-quality products and services to over 500,000+ users in 100+ countries and regions.

At Dyness, customer satisfaction is always Dyness' top priority. Aligned with its mission to reduce the Earth's temperature, Dyness is collaborating with 90+ global brand partners to reduce the cost of renewable energy usage for users. As the pace of global energy transition accelerates, Dyness is committed to promoting sustainable development on a global scale through commercial deepening. It strives to work alongside the industry, market and society to build a low-carbon future worldwide.

- Mission

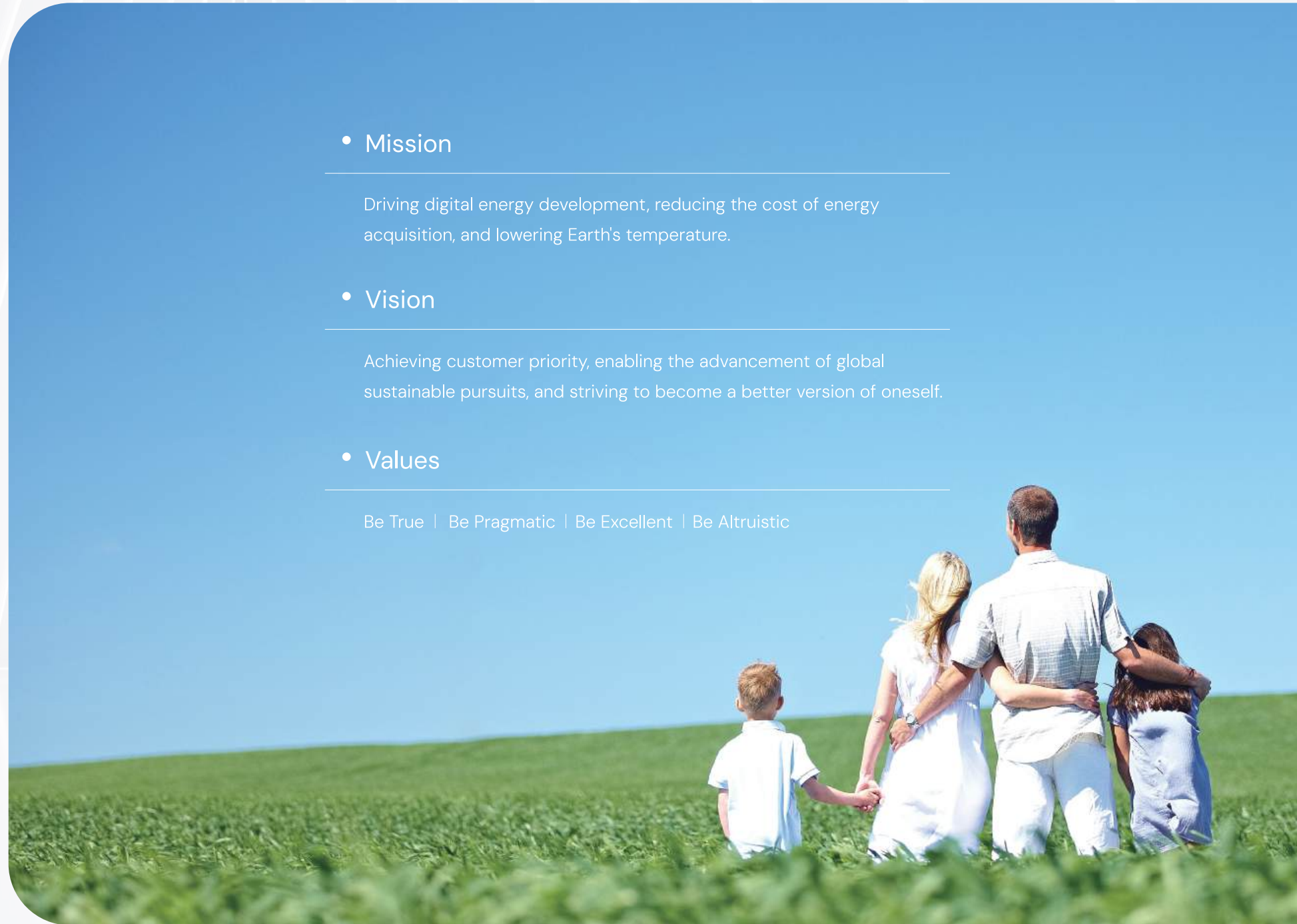
Driving digital energy development, reducing the cost of energy acquisition, and lowering Earth's temperature.

- Vision

Achieving customer priority, enabling the advancement of global sustainable pursuits, and striving to become a better version of oneself.

- Values

Be True | Be Pragmatic | Be Excellent | Be Altruistic

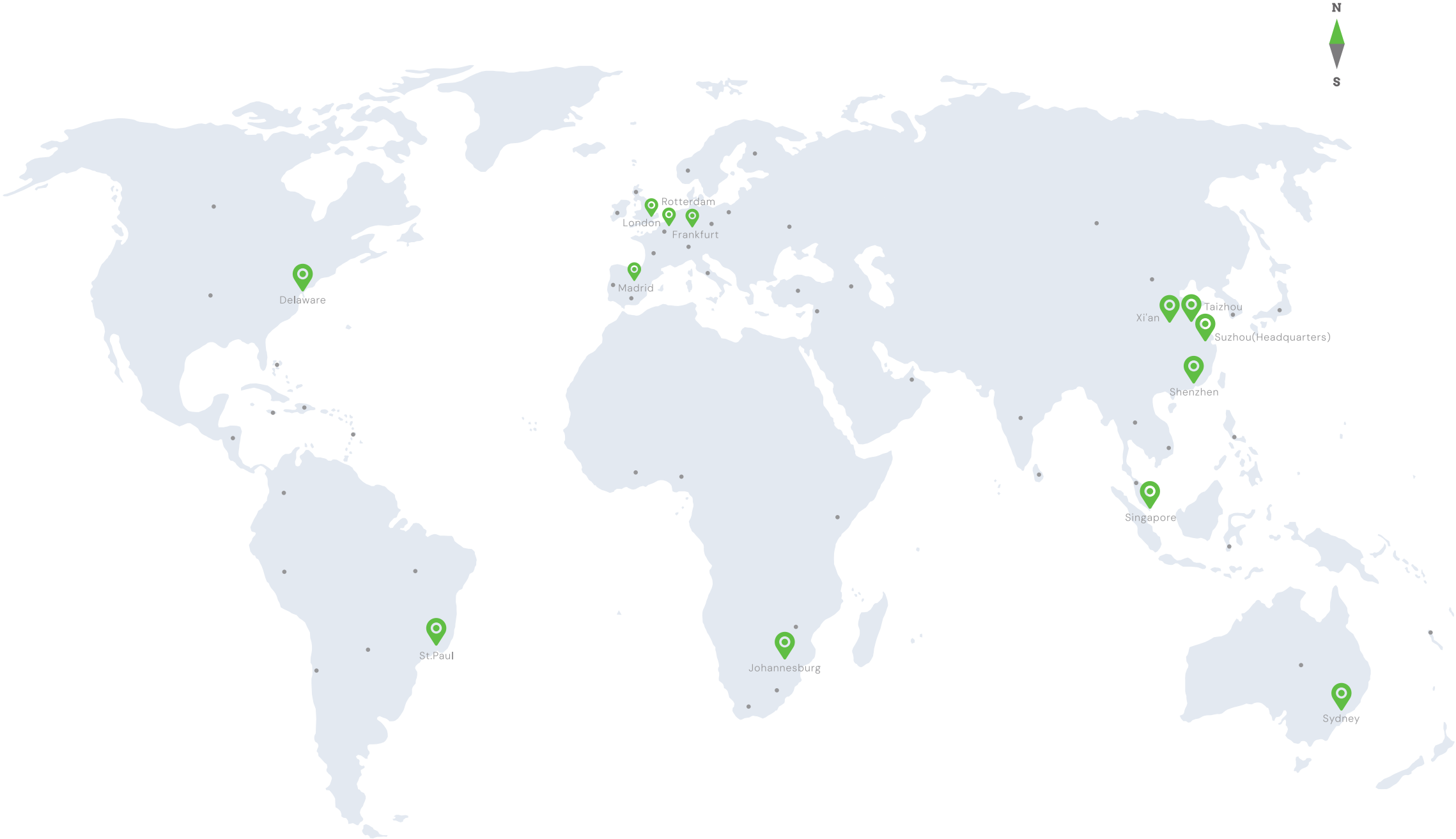


# Global Footprint

## The Global Pioneering Energy Storage Solutions Innovator

- EUPD Top Brand PV (Storage)
- China TOP 500 Hidden Unicorn
- iF Desigh Award 2024 Winner

.....



● Main Shipping Areas

📍 Branches

13

Global Branches

2

Production Centres

2

R&D Centres

3GWh

Annual Production Capacity

100+

Global Markets

500,000


Users



# Residential Energy Storage Products

 Ultra Safe

 Flexible Expansion

 Easy Installation

 Smart Management

 Perfect Compatibility



# B4850

B4850 is a low-voltage energy storage battery designed for home applications. It features a modular design that supports up to 40 parallel units and an energy capacity range from 2.4 kWh to 96 kWh. It can be installed using stackable brackets, ensuring reliable and efficient home energy consumption.



## Features and Advantages

### Flexible Expansion

Up to 40 units in parallel,  
2.4kWh--96kWh capacity

### Battery Equalization

Support extreme module mixing at 0%  
and 100% charge to protect battery life

### Easy Installation

Standardized 19-inch 2U chassis design,  
Installation by one person

### All-round Safety

Short-circuit lockout, surge-resistant,  
safe and reliable

## Specification

Model	B4850
Battery Type	LiFePO <sub>4</sub>
Nominal Battery Energy	2.4 kWh
Nominal Capacity	50Ah
Nominal Voltage	48V
Operating Voltage	42~54.75V
Recommended Charge & Discharge C Rate	0.5C
Recommended Charge/Discharge Current	25A
Max. Power Charge/Discharge Current	50A
Peak Power Charge/Discharge Current	55A (Protect)
Depth of Discharge (DOD)	90%
Net Weight	22 kg
Dimension[W/D/H](mm)	480/360/90 480/405/90
Charging Temp. Range	0~55°C
Discharging Temp. Range	-20~55°C
Communication	CAN/RS485
Cycle Life *	≥6000 Cycles
Protection Level	IP20
Expansion	Up to 40 units in parallel
Pros	Can be used in both off-grid and hybrid setups, compact design
Certification & Safety Standard	UN38.3/CE-EMC/IEC62619/IEC62040/CEC Accredited /CEI-021/UL1973/REACH/ROHS/UKCA/GOST-R
Compatible Inverters	SMA/Schneider/Victron energy/Ingeteam/Solis/GoodWe /Growatt/Soplanet/Luxpower/DEYE etc.

\* Test conditions: 0.2C Charging & Discharging. @25°C, 90% DOD

# DL2.5

DL2.5 is a low-voltage lithium energy storage battery designed for home applications. It supports up to 16 parallel units to reach an energy range from 2.56kWh to 40.96kWh. 1.3C discharge rate, it provides strong power for home electricity, with high safety, high performance, and high return on investment.



## Features and Advantages

- Flexible Expansion**  
 Up to 16 units in parallel, 2.56kWh--40.96kWh capacity
- Easy Installation**  
 30% less volume, high space utilization
- Battery Equalization**  
 Support extreme mixing of modules at 0% and 100% charge
- 1.3C Discharge**  
 Simultaneously supplying power to multiple loads, no need to worry about power outages
- All-round Safety**  
 Short-circuit lockout, surge-resistant, safe and reliable
- Smart Management**  
 Real-time system monitoring, remote control, OTA updates

## Specification

Model	DL2.5
Cell Technology	LiFePO <sub>4</sub>
Battery Module Capacity	2.56 kWh
Battery Module Voltage	25.6V
Battery Module Capacity	100 Ah
Battery Module Charge Voltage	28.5V
Recommended Charge/Discharge Current	50A
Max. Charge Current	75A
Max. Discharge Current	130A
Depth of Discharge (DOD)	90%
Cycle Life *	≥6000
Dimension(W/D/H, mm)	481/221/133
Communication	CAN/RS485
WIFI Module	Optional
IP Grade	IP20
Weight	23kg
Charging Temp. Range	0°C~+55°C
Discharging Temp. Range	-20°C~+55°C
Compatible Inverters	Steca/Sorotec/Must/Victron/Growatt
Certification	UN38.3/CE-EMC/IEC62619/ECE R10/GOST-R

\* Test conditions: 0.2C Charging & Discharging. @25°C, 90% DOD

# PowerDepot H5B

PowerDepot H5B is a low-voltage product for residential energy storage. It supports 10 units in parallel and has a capacity range from 5.12kWh to 51.2kWh. High safety and long lifespan to meet the long-term power needs of users.



## Features and Advantages

### Flexible Expansion

Up to 10 units in parallel,  
5.12kWh--51.2kWh capacity

### IP65 Protection

Fearless of outdoor installation,  
strong environmental adaptability

### Battery Equalization

Support extreme mixing of modules  
at 0% and 100% charge

### Automatic Self-heating

-20°C to 55°C operating temperature  
(optional)

### Easy Installation

Support wall-mounted, floor-mounted  
installations, high space utilization

### All-round Safety

Short-circuit lockout, surge-resistant,  
safe and reliable

## Specification

Model	PowerDepot H5B
Battery Type	LiFePO <sub>4</sub>
Nominal Battery Energy	5.12kWh
Operating voltage	44.8-57.6V
Nominal Voltage	51.2V
Nominal Capacity	100Ah
Max. output power	3.84kW
Recommended Charge & Discharge C Rate	0.5C
Recommended Charge/Discharge Current	50A
Recommended Depth of Discharge (DOD)	90%
Net Weight	55kg
Dimension[W*D*H]	574*228*600 mm
Charging Temp. Range	0~55°C/-20~55°C (with heating function)
Discharging Temp. Range	-20~55°C
Communication	CAN/RS485
Cycle Life *	≥6000 Cycles
Protection Level	IP65
Expansion	Up to 10 units in parallel
Color	White
Alarms	Overcharge/Overdischarge/Overcurrent/Overtemperature/ShortCircuit
Monitoring & Protection	Each system has smart BMS, breaker embedded in system
Pros	Can be used in both off-grid and hybrid setups, compact design, floor or wall-mounted
Certification & Safety Standard	UN38.3/CE-EMC/IEC62619/IEC62040/GOST-R/UKCA/CEC
Compatible Inverters	SMA/Schneider/Victron energy/Ingeteam/Solis/GoodWe /Growatt/Soplanet/Luxpower/DEYE etc.

\* Test conditions: 0.2C Charging & Discharging. @25°C, 90% DOD



# DL5.0

DL5.0 is ideal for residential and small commercial and industrial applications. It has a modular design and supports 50 units in parallel to have a capacity range from 5.12kWh to 256kWh. It uses high-performance LFP batteries, high security and reliability in order to ensure the user's electricity consumption.



## Features and Advantages

### Flexible Expansion

Up to 50 units in parallel,  
5.12kWh--256kWh capacity

### Battery Equalization

Support extreme mixing of modules at 0%  
and 100% charge

### All-round Safety

Short-circuit lockout, surge-resistant,  
safe and reliable

### Easy Installation

Standardized 19-inch 3U chassis design,  
stacked installation

### Long-term Reliability

LFP cells, 6000+ cycles, 10 years warranty

## Specification

Model	DL5.0
Battery Type	LiFePO <sub>4</sub>
Nominal Battery Energy	5.12kWh
Nomina Capacity	100Ah
Nominal Voltage	51.2V
Operating Voltage	44.8~57.6V
Recomended Charge & Discharge C Rate	0.5C
Recommended Charge/Discharge Current	50A
Max. Charge Current	75A
Max.Continuous Discharge Current	100A(1C)
Peak Discharge Current	110A(15s)
Depth of Discharge (DOD)	90%
Net Weight	44kg
Dimension[W/D/H] (mm)	481/535/140
Charging Temp. Range	0~55°C
Discharging Temp. Range	-20~55°C
Communication	CAN/RS485/RS232
WIFI Module	Optional
Cycle Life *	≥6000 Cycles
Protection Level	IP20
Expansion	Up to 50 units in parallel
Certification & Safety Standard	UN38.3/CE-EMC/EC62619/IEC62040/GOST-R/RoHS
Compatible Inverters	SMA/Schneider/Victron energy/Ingeteam/Solis /GoodWe/Growatt/Soplanet/Luxpower/DEYE etc.

\* Test conditions: 0.2C Charging & Discharging. @25°C, 90% DOD



# DL5.0C

DL5.0C is designed for residential and small commercial applications, with up to 50 units in parallel and an energy range from 5.12 kWh to 256 kWh. It supports 1C discharge rate. With high cycle times and a long lifespan, it ensures worry-free electricity consumption.



## Features and Advantages

### Flexible Expansion

Up to 50 units in parallel, 5.12kWh--256kWh capacity

### Automatic Self-Heating

-20°C to 55°C operating temperature (optional)

### Long-term Reliability

LFP cells, 6000+ cycles, 10 years warranty

### 1C Discharge

Simultaneously supplying power to multiple loads, no need to worry about power outages

### Easy Installation

Support wall-mounted, floor-mounted, stacked and rack-mounted installations, high space utilization

### All-round Safety

Short-circuit lockout, surge-resistant, safe and reliable

## Specification

Model	DL5.0C
Battery Type	LiFePO <sub>4</sub>
Nominal Battery Energy	5.12 kWh
Nomina Capacity	100Ah
Nominal Voltage	51.2V
Operating Voltage	44.8~57.6V
Recomended Charge & Discharge C Rate	0.5C
Maximum Discharge Crate	1C
Recommended Charge/Discharge Current	50A
Max. Charge/Discharge Current	Charge 75A Discharge 100A
Peak Discharge Current	110A(15s)
Depth of Discharge (DOD)	90%
Net Weight	54kg
Dimension[W/D/H](mm)	558/545/150
Charging Temp. Range	0~55°C/-20~55°C (with heating function)
Discharging Temp. Range	-20~55°C
Communication	CAN/RS485/RS232
Cycle Life *	≥6000 Cycles
Protection Level	IP20
WIFI Module	Optional
Expansion	Up to 50 units in parallel
Certification & Safety Standard	UN38.3/CE-EMC/IEC62619/CEI-021/GOST-R
Compatible Inverterst	SMA/Schneider/Victron energy/Ingeteam/Solis /GoodWe/Growatt/Soplanet/Luxpower/DEYE etc.

\* Test conditions: 0.2C Charging & Discharging, @25°C, 90% DOD

# Powerbox G2

Powerbox G2 is a low-voltage product designed for residential energy storage scenarios, supporting up to 50 parallel units, 10.24kWh--512kWh energy coverage. With 6.5in slim design, there is no limit to the installation space. 1C Discharge, providing strong power for household electricity consumption.



## Features and Advantages

### Flexible Expansion

Up to 50 units in parallel,  
10.24kWh--512kWh capacity

### Automatic Self-heating

-20°C to 55°C operating temperature  
(optional)

### Easy Installation

30% less volume, 15% less weight  
save time and labor

### Ultra Safe

Intelligent fire extinguishing system, react  
within 5 seconds, automatically pressure  
relief

### 1C Discharge

Max discharge current:200A, simultaneously  
supplying power to multiple loads

### IP65 Protection

Fearless of outdoor insatallition,  
strong environmental adaptability

## Specification

Model	Powerbox G2
Battery Type	LiFePO <sub>4</sub>
Nominal Battery Energy	10.24kWh
Usable Energy	9.728kWh
Operating Voltage	44.8-57.6V
Nominal Voltage	51.2V
Nominal Capacity	200Ah
Nominal Charge or Discharge Power	5.12kW
Max Discharge Power	10.24kW
Recomended Charge & Discharge C Rate	0.5C
Max Discharge C Rate	1C
Recommended Charge/Discharge Current	100A
Max Discharge Current	200A
Peak Discharge Current	300A (2mins, 25°C)
Recommended Depth of Discharge (DOD)	95%
Net Weight	96kg
Dimension[W/D/H]	710/165/640mm
Charging Temp. Range	0~55°C/-20~55°C (with heating function)
Discharging Temp. Range	-20~55°C
Communication	CAN/RS485
Cycle Life *	Unlimited cycles/10 Years
Protection Level	IP65
Expansion	Up to 50 units in parallel
Color	White
WIFI Module	Built-in WiFi module; APP OTA function
Battery low temperature heating function	Optional
Active fire protection system	Built-in aerosol fire extinguisher
Certification & Safety Standard	UN38.3/CE-EMC/IEC62619/IEC62040/CE-RED/CEC/GOST-R
Compatible Inverters	SMA/Schneider/Victron energy/Ingeteam/ Solis/GoodWe/Growatt/Soplanet/Luxpower/DEYE etc.

\* Test conditions: 0.2C Charging & Discharging. @25°C, 95% DOD

# Powerbox Pro

Powerbox Pro is a low-voltage product designed for household energy storage scenarios, supporting up to 10 units in parallel and a 10.24kWh--102.4kWh energy coverage. High protection level, high safety performance, easy installation, and stylish design to make it perfectly fit for the modern home.



## Features and Advantages

### Flexible Expansion

Up to 10 units in parallel,  
10.24kWh--102.4kWh capacity

### IP65 Protection

Fearless of outdoor insatallation, strong  
environmental adaptability

### All-round Safety

Short-circuit lockout, surge-resistant,  
safe and reliable

### Easy Installation

Support wall-mounted, floor-mounted  
installations, high space utilization

### Battery Equalization

Support extreme mixing of modules  
at 0% and 100% charge


## Specification

Model	Powerbox Pro
Battery Type	LiFePO <sub>4</sub>
Nominal Battery Energy	10.24 kWh
Operating Voltage	44.8~57.6V
Nominal Voltage	51.2V
Nominal Capacity	200Ah
Nominal Power	5.12kW
Peak Power	10.24kW
Recomended Charge & Discharge C Rate	0.5C
Recommended Charge/Discharge Current	100A
Recommended Depth of Discharge (DOD)	90%
Net Weight	103kg
Dimension[W/D/H]	555/210/928 mm
Charging Temp. Range	0~55°C
Discharging Temp. Range	-20~55°C
Communication	CAN/RS485
WiFi Module	Optional
Cycle Life *	≥6000 Cycles
Protection Level	IP65
Expansion	Up to 10 units in parallel
Certification & Safety Standard	UN38.3/CE-EMC/IEC62619/IEC62040/UKCA/CEC
Compatible Inverters	SMA/Schneider/Victron energy/Ingeteam/Solis/GoodWe /Growatt/Soplanet/Luxpower/DEYE etc.

\* Test conditions: 0.2C Charging & Discharging. @25°C, 90% DOD

# PowerBrick

PowerBrick is a low-voltage product designed for household energy storage scenarios with a stylish and elegant appearance. It uses a high-capacity 280Ah battery to support 50 parallel units with a capacity range from 14.3kWh to 716.8kWh. It provides a highly safe, reliable, intelligent and friendly experience.



## Features and Advantages

### Flexible Expansion

Up to 50 units in parallel,  
14.3kWh--716.8kWh capacity

### Ultra Safe

Intelligent fire extinguishing system,  
react within 5 seconds(optional)

### Long-term Reliability

LFP cells, long cycles,  
10 years warranty

### No Black Out

Maximum discharge current: 200A, simultane-  
ously supplying power to multiple loads

### Easy Installation

60% less volume, 25% less weight, easy to  
move by one person with wheels

### Smart Management

Real-time system monitoring, remote  
control, OTA updates

## Specification

Model	PowerBrick
Battery Type	LiFePO <sub>4</sub>
Nominal Battery Energy	14.336kWh
Nominal Voltage/Capacity	51.2V/280Ah
Recommended Charge/Discharge Current	140A (0.5C)
Max. Charge Current	200A
Max. Discharge Current	200A
Depth of Discharge	95%
Communication	CAN/RS485
Cycle Life *	Unlimited cycles / 10 Years
Protection Level	IP20
Net Weight	114kg
Dimension[W/D/H]	435/233/857mm (No wall-mounted bracket)
Maximum Parallel Modules	50
Charging Temp. Range	0~55°C
Discharging Temp. Range	-20~55°C
WiFi Module	Built-in WiFi module; APP OTA function
Fire Protection System	Optional Aerosol fire extinguisher
Certification & Safety Standard	UN38.3/CE-EMC/IEC62619/GOST-R
Compatible Inverters	SMA/Schneider/Victron energy /Ingeteam/Solis/GoodWe/Growatt/Soplanet/Luxpower/DEYE etc.

\* Test conditions: 0.2C Charging & Discharging. @25°C, 95% DOD



# Junior Box

Junior box is designed for balcony energy storage with protection class IP65. It supports 4 units in parallel with a capacity of up to 6.4kWh.



## Features and Advantages

- Flexible Expansion**  
 Expandable to 4 batteries up to 6.4kWh
- Compatible With Shelly Socket**  
 Compatible with shelly smart sockets and meter, cost saving
- Long-term reliability**  
 LFP cells, 8000+ cycles, 10 years warranty

- Minimalist O&M**  
 Modular design, 5-minute troubleshooting, plug&play
- IP65 Protection**  
 Fearless of outdoor installation, strong environmental adaptability

## Specification

Model	junior Box
Battery Type	LiFePO <sub>4</sub>
System Energy	1.6 kWh
Dimensions	420 mm/283.5mm/245 mm
Weight	19.4 kg
Protection Level	IP65
Cycle Life	≥ 8000 Cycles
Warranty	10 Years
Charging Temp. Range	0 °C to 55 °C
Discharging Temp. Range	-20°C to 55 °C
APP	Yes
Communication	RS485
Max.PV Input Power(W)	1200 W
Max. Input Voltage(V)	65 V
MPPT Range(V)	18-60 V
Max.Input/ Output Current(A)	30 A
Max. Output(W)	800 W
Expansion Method	Stackable
Maximum Expansion Modules	4
Maximum expansion energy	6.4kWh
Certification & Safety Standard	UN38.3/CE-EMC/62619/62109/CE-RED/VDE2510-50

# AR1.2

DYNESS AR1.2 is an alternative to lead-acid batteries, widely used for energy storage in RVs, indoor and outdoor applications, and fishing boats. It features reliable LFP cells that ensure safe performance and a lifespan exceeding 3000 cycles. The battery is light-weight, making it easy for one person to carry.



## Specification

Model	AR1.2
Battery Type	LiFePO <sub>4</sub>
Nominal Battery Energy	1.28kWh
Nominal Capacity	100Ah
Nominal Voltage	10~14.8V
Max. Power Charge/Discharge Current	100A (1C)
Depth of Discharge (DOD)	100%
Net Weight	<12kg
Dimension[W/D/H]	330mm/172mm/214mm
Charging Temp. Range	0~50°C
Discharging Temp. Range	-20~55°C
Protection level	IP65
Cycle Life *	≥3000cycles
Expansion	4 in series or parallel
Certification & Safety Standard	UN38.3

\* 3000 cycles: Test Conditions: 0.5C Discharging, @25°C, 100% DOD  
 4000 cycles: Test Conditions: 0.5C Discharging, @25°C, 80% DOD

## Features and Advantages

### Light Weight

The weight is about 1/3 of a lead-acid battery of the same capacity.

### Long Service life

More than 3000 cycles

### Flexible Module

Module design, easy expansion in series or parallel

### High Protection Level

IP65

### Easy Installation

<12kg, convenient for handling and can be used in various scenarios

# Tower

Tower series is specifically designed for large residential, as well as small commercial and industrial applications, offering an energy capacity range from 7.1 kWh to 255.72 kWh. It has been market-verified for 5 years with 0 accidents.



## Features and Advantages

### Flexible Expansion

Up to 12 clusters in parallel,  
7.1kWh~255.72kWh capacity

### IP54 Protection

Indoor&outdoor installations

### Easy Installation

0 wiring, Plug&Play, allow one people to install

### Smart Management

Real-time system monitoring, remote control, OTA updates

## Specification

Model	Tower T7	Tower T10	Tower T14	Tower T17	Tower T21
Product Pattern					
Battery Module Type	LiFePO <sub>4</sub>	LiFePO <sub>4</sub>	LiFePO <sub>4</sub>	LiFePO <sub>4</sub>	LiFePO <sub>4</sub>
Battery Module Quantity	2	3	4	5	6
Nominal Energy	7.10 kWh	10.66 kWh	14.21 kWh	17.76 kWh	21.31kWh
Usable Energy	6.745kWh	10.127kWh	13.499kWh	16.872kWh	20.245kWh
Operating Voltage	168~216V	252~324V	336~432V	420~540V	504~648V
Nominal Voltage	192V	288V	384V	480V	576V
Nominal Capacity	37Ah	37Ah	37Ah	37Ah	37Ah
Max. Continuous Charge/Discharge Power *	4.26 kW	6.39 kW	8.52 kW	10.65 kW	12.78 kW
Recommended Depth of Discharge (DOD)	95%	95%	95%	95%	95%
Dimensions [W/D/H] (mm)	504/380/700	504/380/900	504/380/1100	504/380/1300	504/380/1500
Net Weight [kg]	105	146	187	228	269
Charging Temperature Range	0~50°C				
Discharging Temperature Range	-10~50°C				
Communication	CAN/RS485				
Cycle life **	≥6000 Cycles				
Protection Level	IP54				
Battery Module Name	HV9637				
Expansion	Max. 12 towers can be connected in parallel				
Certification	UL1973/CE-EMC/CE-RED/IEC62040/IEC62619/IEC62477/IEC63056/UKCA/ROHS/VDE2510-50/ISO14067/CEC/GOST-R/UN38.3/CEI-021				
Compatible Inverters	Kostal/Ingteam/Solis/Goodwe/Solplanet/Deye/Hoymiles/Solinteg/SINENG/Sinexcel ect.				

\* Maximum Continuous Discharge/Charge Power when communicating with inverter is 0.6C

\*\* Test Conditions:0.2C Charging & Discharging.@25°C,95%DOD

# Tower Pro

Tower Pro is a high-voltage product designed for residential energy storage applications. It supports a maximum of 12 clusters in parallel and provides an energy capacity range from 7.68 kWh to 276.48 kWh. The system allows for a maximum 1C discharge, and its stackable auto-configuration modules simplify installation and maintenance.



## Features and Advantages

### Flexible Expansion

Up to 12 clusters in parallel,  
7.68kWh--276.48kWh capacity

### Efficient

DC side battery charging and discharging efficiency >97%, life time increased by 5%

### Automatic Self-heating

-20°C to 55°C operating temperature  
(optional)

### Ultra Safe

Intelligent fire extinguishing system, react within 5 seconds

### 1C Discharge

Simultaneously supplying power to multiple loads, no need to worry about power outages

### Easy Installation

0 wiring, installation in 15 minutes by one person, save time and labor

## Specification

Model	Tower Pro TP7	Tower Pro TP11	Tower Pro TP15	Tower Pro TP19	Tower Pro TP23
Product Pattern					
Battery Module Type	LiFePO <sub>4</sub>	LiFePO <sub>4</sub>	LiFePO <sub>4</sub>	LiFePO <sub>4</sub>	LiFePO <sub>4</sub>
Battery Module Quantity	2	3	4	5	6
Rated Energy	7.68 kWh	11.52kWh	15.36kWh	19.2kWh	23.04kWh
Usable Energy	7.296kWh	10.944kWh	14.592kWh	18.24kWh	21.888kWh
Operating Voltage	168~216V	252~324V	336~432V	420~540V	504~648V
Nominal Voltage	192V	288V	384V	480V	576V
Nomina Capacity	40Ah	40Ah	40Ah	40Ah	40Ah
Max. Continuous Charge/Discharge Power*	7.68kW	11.52kW	15.36kW	19.2kW	23.04kW
Recommended Depth of Discharge (DOD)	95%	95%	95%	95%	95%
Dimensions[W/D/H] (mm)	587/310/788	587/310/1009	587/310/1230	587/310/1451	587/310/1672
Net Weight [kg]	99.5	135	170.5	206	241.5
Charging Temperature Range	0~55°C/-20~55°C (with heating function)				
Discharging Temperature Range	-10~55°C/-20~55°C (with heating function)				
Communication	CAN/RS485/RS232				
Cycle life **	≥8000 Cycles				
Protection Level	IP55				
Warranty	10/15 Years (Optional)				
Heating Function	PI Heating (Optional)				
Fire Protection Function	Aerosol fire extinguishing				
OTA Remote Upgrade Function	Equipped				
Battery Module Name	HV9640				
Expansion	Max. 12 Tower Pro can be connected in parallel				
Certification	IEC62619/IEC63056/IEC62477/IEC62040/CE-EMC/VDE2510-50				
Compatible Inverters	kostal/Ingeteam/Solis/GoodWe/Growatt/Solplanet/SAJ/DEYE/Hoymiles/SOLINTEG ect.				

\* Maximum Continuous Discharge/Charge Power when communicating with inverter is 1C

\*\* Test conditions:0.2C Charging&Discharging.@25°C,95%DOD



# Orion

Orion system is designed for North American households, providing energy coverage ranging from 9.9 kWh to 19.9 kWh. Its modular design allows for a flexible battery layout. Equipped with an external HM inverter and SCD box, it supports both partial and whole-house backup, and it comes with a 12-year warranty, safeguard your home's electricity without worry.



## Features and Advantages

### Expandable On Demand

Modular Design,  
9.9kWh--19.9kWh capacity

### Backup Solution

Support both partial or whole-house backup

### Easier Space Layout

Battery could be laid out freely,  
high space utilization

### Long-term Reliability

LFP cells, ≥10000 cycles, 12 years warranty

### Ultra Safe

Built-in AFCI to support DC Arc draw  
detection and eliminate fire hazards,  
UL9540, UL9540A approved

## Specification

Model	ORION9.9	ORION14.9	ORION19.9
Module Type	LiFePO <sub>4</sub>	LiFePO <sub>4</sub>	LiFePO <sub>4</sub>
Module Number	2	3	4
System Nominal Capacity	52Ah	52Ah	52Ah
System Nominal Battery Energy	9.98kWh	14.98kWh	19.97kWh
System Max. Discharge Power	7.68kW	11.52kW	15.36kW
System Nominal Voltage	192V	288V	384V
System Size	Different combinations, different sizes		
System Voltage Range	168~219V	252~328.8V	336~438V
Battery System Charge Voltage	219V	328.8V	438V
Max Battery System Charge/Discharge Current	40A	40A	40A
Battery System Discharge lower-Voltage	168V	252V	336V
System Configuration	2 Series	3 Series	4 Series
Battery System Max. Charge& Discharge Current	40A	40A	40A
System Recommend Depth of Discharge	90%		
System Max Depth of Discharge	90%		
System Discharge Temp. Range	14°F~122°F		
System Charge Temp. Range	32°F~122°F		
Short Circuit Current	1.5kA		
Warranty	12 Years		
Cycle Life	≥10000		
Enclosure Protection	NEMA 4X		
Battery Module Name	HV9652		
Battery Module Energy	4.99KWh		
Battery Module Voltage	96V		
Battery Module Capacity	52Ah		
Battery Module Weight	127.9lbs(58kg)		
Battery Module Dimension [W/H/D, inch]	21.3/24.3/6.5 in(540/616/165mm)		
System Certification	UN38.3/UL1973/UL9540A/UL9540/CEC/AVL		

Model	Orion BDU
Operating Voltage	80~750V
Maximum Continuous Current	52A
Dimension [W/D/H, inch]	21.3/12.4/6.5 in (540/316/165mm)
Weight	39.7lbs (18kg)
Enclosure Protection	NEMA 4X

Model	TX5K-HM	TX6K-HM	TX7.6K-HM	TX11.4K-HM
Battery Input Data				
Battery Type	Orion Battery			
Battery Voltage Range (V)	80~490			
Max.Charge/Discharge Current (A)	40/40			
Max.Charge/Discharge Power (W)	5500	6600	8360	12540

Model	TX5K-HM	TX6K-HM	TX7.6K-HM	TX11.4K-HM
<b>PV String Input Data</b>				
Max.PV Input Power (W)	7500	9000	11400	17100
Max.PV Input Voltage (V)	600			
MPPT Range (V)	60~550			
SPS Start-up Voltage (V)	60			
MPPT Range For Nominal Power (V)	180~500	210~500	185~500	200~500
Nominal PV Input Voltage (V)	390			
Max.Input Current (A)	15			
Max.Short Current (A)	20			
No.of MPP Trackers	2	2	3	4
Strings per MPP Tracker	1			
<b>AC Output Data (On-grid)</b>				
Nominal Power Output To Grid (VA)	5000	6000	7600	11400
Max.Power Output To Grid (VA)	5000	6000	7600	11400
Max.Power From Grid (VA)	5000	6000	7600	11400
Nominal Output Voltage (V)	120/240			
Nominal Output Frequency (Hz)	60			
Max.AC Current To Grid (A)	20.8	25	31.7	47.5
Max.AC Current From Grid (A)	20.8	25	31.7	47.5
Output Power Factor	Adjustable from 0.8 leading to 0.8 lagging			
Output THDi (Nominal Power)	< 3%			
<b>AC Output Data (Back-up)</b>				
Max.Output Power (VA)	5000	6000	7600	11400
Peak Output Power (VA)	9120,60sec	9120,60sec	9120,60sec	13680,60sec
Max.Output Current (A)	20.8	25	31.7	47.5
Nominal Output Voltage (Vac)	120/240(without transformer)			
Nominal Output Frequency (Hz)	60			
Output THDv (@Linear Load)	< 3%			
Whole Home Back-up	Yes, With SCD			
<b>Efficiency</b>				
MPPT efficiency	99.90%	99.90%	99.90%	99.90%
Max. efficiency	97.50%	97.50%	97.60%	97.70%
CEC-efficiency	97.00%	97.00%	97.00%	97.00%
<b>Protection</b>				
Anti-island Protection	Integrated			
PV&Battery AFCI	Integrated			
Rapid Shut Down	Integrated			
PV Reverse Protection	Integrated			
Battery Reverse Protection	Integrated			
Residual Current Monitoring Unit	Integrated			
Over Current/ Voltage Protection	Integrated			
DC Switch (PV)	Integrated			
Surge Protection	DC Type II /AC Type III			
<b>Communication Interface</b>				
Battery BMS	CAN			
EMS	RS485			
Meter	RS485			
Dry Contact	YES(DO)			
Cloud	Wi-Fi, Bluetooth, LAN			
Display/User Interface	LED/APP			

Model	TX5K-HM	TX6K-HM	TX7.6K-HM	TX11.4K-HM
<b>Certifications&amp;Standards</b>				
Grid Regulation	UL1741 SA,California rule 21,HECO Rule 14,IEEE1547,IEEE1547.1			
Safety Regulation	UL1741,CSA 22.2No.107-01, UL 1998,UL1699B			
EMC	FCC Part15 CLASS B			
<b>General Data</b>				
Operating Temperature Range (°F)	-13~140(-25~60°C)			
Relative Humidity (%)	0~100%			
Operating Altitude (ft)	≤9843ft(3000m)			
Cooling	Natural Cooling			
Noise (dB)	<35			
Weight (lb)	66l			
Size (W/H/D) (inch)	19/28.5/8			
Installation	Wall-Mounted			
Enclosure Type	NEMA 4X(IP66)			

Model	SCD-200-63
<b>Electrical Data</b>	
Nominal Output Voltage (V)	240
Output Voltage Range (V)	211~264
Feed-in Type	Split Phase
Nominal AC Voltage of Line Conductor (V)	120/240
Nominal AC Frequency (Hz)	60
AC Frequency Range (Hz)	58.5~61.2
Current Rating (From Grid) (A)	200
Max.Continuous Current From Inverter (A)	47.5
Maximum Overcurrent Protection of Main Breaker (A)	200
Maximum Overcurrent Protection of Circuit Breaker of Inverter (A)	63
<b>General Data</b>	
Operating Temperature Range (°F)	-13°F~+140°F(-25°C~+60°C)
Max.Operating Altitude (ft)	9842ft (3000m)
Cooling Method	Natural Cooling
Communication with Inverter	RS485
Weight (lb)	35.3lbs (16kg)
Dimension (W/H/D in)	22.2/25.5/6.0(564/648/153mm)
Mounting Method	Wall Mounted
Ingress Protection Rating	Type 3R(IP44)
<b>Certification</b>	
Safety Regulation	UL1741,CSA 22.2 No.107-01
EMC	FCC part15 CLASS B

# Ultra Cube

The off-grid system Ultra Cube provides reliable backup power in areas with unstable power grids. It offers a 2.4 kWh / 4.8 kWh selectable battery capacity, dual-channel MPPT, and high PV conversion efficiency.



## Features and Advantages

### Expandable On Demand

All in one, 2.4kWh/4.8kWh capacity options

### No Black Out

UPS $\leq$ 20ms, ensuring the stability of household electricity consumption

### Dual MPPT

Suitable for multi-orientation roofs, high PV conversion efficiency

### Flexible Applications

Suitable for a wide variety of scenarios, equipped with wheels to make it easy to move.

## Specification

Model	Ultra Cube			
Model Name	D2.4XC-2.4		D2.4XC-4.8	
<b>Battery Data</b>				
Battery Type	LiFePO <sub>4</sub>			
Single Cell Rated Energy (kWh)	2.4			
Single Cell Nominal Capacity (Ah)	50			
Number of modules	1	2		
System capacity(kWh)	2.4	4.8		
Rated Voltage (V)	48			
Maximum Input power of the battery system (W)	1200	2400		
Maximum Output power of the battery system (W)	1200	2000	2000	
Cycle Life	6000			
Max Grid Charging Power (W)	1200	1680		
Max Grid Continuous Charging Current (A)	25	30		
Max PV Charging Power (W)	1200	2400		
Max PV Continuous Charging Current (A)	25	50		
<b>PV String Input Data</b>				
Max.PV Input Power (W)	1200	2400		
Number of DC input	4			
Number of MPP Trackers	2			
Max. Input Voltage (V)	65			
MPPT Range(V)	18-60			
Max.Input Current(A)	28			
<b>Off-grid Output Data</b>				
Nominal Output Voltage (V)	120	230	120	230
Nominal Apparent Power (VA)	1200		2000	2400
Nominal Output Frequency (Hz)	50/60			
THDv	$\leq$ 3%			
Overvoltage Protection	Integrated			
Short Circuit Protection	Integrated			
Overtemperature Protection	Integrated			
<b>AC Input Data (On-grid)</b>				
Input Voltage Range (V)	90-132	180-264	90-132	180-264
Nominal AC Grid Frequency (Hz)	50/60			
Max. AC Current From Utility Grid (A)	18	12	18	12
Grid Input Overload Current (A)	20	12	20	12
Power Factor	$\geq$ 0.97			
Grid To Off-grid Transfer Time (ms)	$\leq$ 20			
Off-grid To Grid Transfer Time (ms)	$\leq$ 10			
<b>General Data</b>				
Dimension (W/H/D mm)	540/560/252(Without Wheel)			
Weight (kg)	43.5	65.5		
Ingress Protection Rating	IP20			
User Interface	LCD			
Communication with BMS	CAN			
Cooling Method	Fan Cooling			

# Cygni

Dyness Cygni Series is a brand-new all-in-one residential energy system. This product offers 8kW and 10 kW capacity options, providing an energy coverage range of 7.68 kWh to 15.36 kWh, which ensures energy independence and maximizes savings on utility bills. Its wiring-free stack design simplifies installation, making it more convenient than ever.



## Features and Advantages

### Safe & Reliable

Build in active fireprotection system, AI-motivated AFCI, strong cell balance ability

### VPP Ready

Quick demand response

### IP66 Protection

Fearless of outdoor insatallation, strong environmental adaptability

### 1C Ultra-rapid Charge

Fully charge the battery in just one hour

### Easy Installation

Wiring-free stack design, one-click commissioning system self-check

### Automatic Self-heating

Low temperture charging function (optional)

## Specification

System Type	Cygni Hybrid		Cygni AC	
Inverter Model	Cygni 8.0HS	Cygni 10.0HS	Cygni 8.0AS	Cygni 10.0AS
<b>Battery Input Data</b>				
Battery Type	LiFePO <sub>4</sub>			
Battery Module	Cygni BAT-3.8			
Expandable Quantity	2~4			
Usable Energy (kWh)	7.68~15.36			
Operating Voltage (V)	168~438			
Nominal Voltage (V)	192~384			
Max.Charge/Discharge Power (kW)	7.68~11			
Max. DOD (Depth of Discharge)	95%			
Cycle Life	≥8000 Cycles			
<b>PV String Input Data</b>				
200% PV Oversizing (W)	16000	20000	-	
Max. PV Input Power (W)	12000	15000	-	
Max. PV Input Voltage (V)	600		-	
MPPT Range (V)	60~550		-	
Start-up Voltage(V)	60		-	
Nominal PV Input Voltage (V)	390		-	
Max. Input Current / Max. Short Current (A)	16 / 23		-	
No. of MPP Trackers / Strings per MPP Tracker	3/1		-	
<b>AC Output Data (On-grid)</b>				
Nominal Power Output To Grid (VA)	8000	9999	8000	9999
Max Power Outpur To Grid (VA)	8000	9999	8000	9999
Max Power From Grid (VA)	8000	9999	8000	9999
Nominal Output Voltage (V)	230			
Nominal Output Frequency (Hz)	50			
Output Power Factor	Adjustable from 0.8 leading to 0.8 lagging			
Output THDi (Nominal Power)	< 3%			
<b>AC Output Data (Back-up)</b>				
Nominal Output Power (VA)	8000	10000	8000	10000
Max. Output Power (VA)	9600	12000	9600	12000
Nominal Output Voltage (Vac)	230			
Nominal Output Frequency (Hz)	50			



System Type	Cygni Hybrid	Cygni AC
Output THDv (@Linear Load)	<3%	
Backup UPS (ms)	<10	
<b>Inverter Efficiency</b>		
Max. Efficiency	97.5%	
European Efficiency	97.0%	
<b>Protection</b>		
Anti-island Protection	Integrated	
Battery Reverse Protection	Integrated	
Residual Current Monitoring Unit	Integrated	
Over Current/Voltage Protection	Integrated	
AC Short Circuit Current Protection	Integrated	
DC Switch (PV II)	Integrated	
AFCI	Optional	
Surge Protection	DC Type II/AC Type III	
<b>General Data</b>		
Topology	Non-Isolated	
Operating Temperature Range (°C)	-10-50	
Relative Humidity (%)	0-95	
Operating Altitude (m)	3000	
Cooling	Natural Convection	
Noise (dB)	<35	
Inverter / Battery Module Weight (kg)	27.5 / 41.5	
System Weight (kg)	117.5or159or200.5 (Depending on the module number)	
Inverter / Battery Module Size (W/H/D)	650*450*180mm / 650*300*180mm	
System Size (W/H/D)	650*1130*180or650*1430*180or650*1730*180mm(Depending on the module number)	
Installation Methods	Wall-Mounted & Floor-standing	
Communication	RS485, Wi-Fi, Bluetooth, Ethernet	
Display	LCD Screen; APP; Web	
Enclosure Type	IP66	
Certifications & Standards	UN38.3, AS/NZS 4777.2: 2020, IEC 62109-1/2, IEC62040,EN 62920:2017/A1:2021,IEC/EN 61000-6-1/3	
Country of Manufacture	China	

# D8.OHS/D12.OHS

D8.OHS/D12.OHS is an inverter designed for hybrid power systems, with 4-channel MPPT input and high efficiency of PV conversion. It also supports 150% PV overload, and a UPS switching time  $\leq 10$ ms, to protect uninterrupted home power.



## Features and Advantages

- 4 MPPT**  
 60-550V wide MPPT voltage range, 150% PV overload
- Ultra Safe**  
 DC&AC side secondary lightning protection, built-in AFCI, supports DC Arc detection
- Generator Connectivity**  
 Extreme backup capability, powers loads and charges the battery
- No Black Out**  
 UPS $\leq 10$ ms, ensuring the stability of household electricity consumption
- IP65 Protection**  
 Fearless of outdoor installation, strong environmental adaptability
- Intelligent O&M**  
 Real-time system monitoring and OTA updates

## Specification

Model	D8.OHS	D12.OHS
<b>Battery Input Data</b>		
Battery Type	LiFePO <sub>4</sub>	
Battery Voltage Range (V)	80~490	
Max.Charge/Discharge Current (A)	40/40	
Max.Charge/Discharge Power (W)	8800	13200
<b>PV String Input Data</b>		
Max.PV Input Power (W)	12000	18000
Max.PV Input Voltage (V)	600	
MPPT Range (V)	60~550	
SPS Start-up Voltage (V)	60	
MPPT Range For Nominal Power (V)	200~500	200~500
NominalPVInputVoltage (V)	390	
Max.Input Current (A)	16	
Max.Short Crrent (A)	23	
No.of MPPTTrackers	3	4
Strings per MPPTTracker	1	
<b>AC Output Data (On-grid)</b>		
Nominal Power Output To Grid (VA)	8000	12000
Max.Power Outpur To Grid (VA)*	8000	12000
Max.Power From Grid (VA)	8000	12000
Nominal Output Voltage (V)	230	
Nominal Output Frequency (Hz)	50	
Nominal.AC Current To Grid (A)	34.8	52.2
Max.AC Current From Grid (A)	34.8	52.2
Output Power Factor	Adjustable from 0.8 leading to 0.8 lagging	
Output THDi (Nominal Power)	<3%	
<b>AC Output Data (Back-up)</b>		
Norminal. Output Power(VA)	8000	12000
Peak Output Power(VA)	12000, 10s	16000, 10s
Rated. Output Current(A)	34.8	52.2
Nominal Output Voltage (Vac)	230	
Nominal Output Frequency (Hz)	50	
Output THDv (@Linear Load)	<3%	
Switch time	< 20ms	







Model	D8.OHS	D12.OHS
Generator input	Yes	
<b>Efficiency</b>		
MPPT efficiency	99.9%	
Max.effciency	97.5%	
<b>Protection</b>		
Anti-island Protection	Integrated	
PV&Battery AFCI	Integrated	
PV Reverse Protection	Integrated	
Battery Reverse Protection	Integrated	
Residual Current Monitoring Unit	Integrated	
Over Current/Voltage Protection	Integrated	
DC Switch(PV)	Integrated	
Surge Protection	DC Type II /AC Type III	
<b>Communication Interface</b>		
Battery BMS	CAN	
EMS	RS485	
Meter	RS485	
E-Stop	YES (DI)	
Dry-Point	YES (DO)	
Cloud	Wi-Fi,Bluetooth	
Display/User Interface	LED/APP	
<b>General Data</b>		
Operating Temperature Range (F)	-13~140(-25~60°C)	
Relative Humidity (%)	0~100%	
Operating Altitude (m)	3000m	
Cooling	Nature Cooling	
Noise (dB)	<35	
Weight (kg)	30	
Size(W/H/D)(mm)	486*730*210	
Installation	Wall-Mounted	
Endosure Type	IP65	
<b>Certifications&amp;Standards</b>		
Grid Regulation	NRS 097	
Safety Regulation	IEC/EN 62109-1, IEC/EN 62109-2	
EMC	IEC/EN 61000-6-1/2/3/4	

# HT6~15K

HT series with the power capacity of 6/8/10/12/15kW is Dyness three-phase high-voltage hybrid inverter. It can be flexibly configured according to different needs. It supports 100% three phase unbalanced output and UPS switching of less than 10ms, ensuring a seamless switching experience when the grid fails.



## Features and Advantages

-  UPS-level switching
-  Peak shaving
-  Type II SPD on DC side
-  100% unbalanced output
-  Load control
-  AFCI optional

## Specification

Model	TX6K-HT	TX8K-HT	TX10K-HT	TX12K-HT	TX15K-HT
<b>Battery Input Data</b>					
Battery Type	LiFePO <sub>4</sub>				
Battery Voltage Range(V)	160-750				
Nominal Battery Input Voltage(V)	660				
Max.Charge/Discharge Current(A)	30/30				
Max.Charge/Discharge Power(W)	6600	8800	11000	13200	16500
<b>PV String Input Data</b>					
Max.PV Input Power(W)	13000	17000	21500	22500	22500
Max.PV Input Voltage(V)	1000				
MPPT Range(V)	200-850				
SPS Start-up Voltage(V)	180				
MPPT Range For Nominal Power(V)	300-850	300-850	350-850	350-850	350-850
Nominal PV Input Voltage(V)	620				
Max.Input Current(A)	15/15	15/15	15/15	15/30	15/30
Max.Short Current(A)	20/20	20/20	20/20	20/40	20/40
No.of MPP Trackers	2				
Stringsper MPP Tracker	1		1/2		
<b>AC Output Data (On-grid)</b>					
Nominal Power Output To Grid(VA)	6000	8000	10000	12000	15000
Max.Power Output To Grid(VA)*	6000	8000	10000	12000	15000
Max.Power From Grid (VA)	12000	16000	20000	24000	25000
Nominal Output Voltage(V)	400/380,3L/N/PE				
Nominal Output Frequency(Hz)	50/60				
Max.AC Current To Grid(A)	9.1	12.1	15.2	18.2	22.7
Max.AC Current From Grid(A)	18.2	24.2	30.3	36	36.3
Output Power Factor	Adjustable from 0.8 leading to 0.8 lagging				
Output THDi (Nominal Power)	<3%				
Three Phase Unbalance	YES				
<b>AC Output Data (Back-up/Load Control)</b>					
Max.Output Power(VA)	6000	8000	10000	12000	15000
Max.Output Current(A)	9.1	12.1	15.2	18.2	22.7
Nominal Output Voltage(Vac)	3L/N/PE,220/380,230/400				
Nominal Output Frequency(Hz)	50/60				
Output THDv (@Linear Load)	<3%				

Model	TX6K-HT	TX8K-HT	TX10K-HT	TX12K-HT	TX15K-HT
Switch time	<10ms				
Efficiency					
Max. efficiency	98.2%	98.3%	98.3%	98.4%	98.4%
Euro-efficiency	97.5%	97.5%	97.6%	97.6%	97.6%
Protection					
Anti-island Protection	Integrated				
PV AFCI	Optional				
PV Reverse Protection	Integrated				
Battery Reverse Protection	Integrated				
Residual Current Monitoring Unit	Integrated				
Over Current/Voltage Protection	Integrated				
DC Switch(PV)	Integrated				
Surge Protection	DC Type II / ACType III				
Communication Interface					
Battery BMS	CAN				
EMS	RS485				
Meter	RS485				
DRED/RCR	YES(DI)				
Remote Shut Down	YES(DI)				
Dry-Point	YES(DO)				
Cloud	Wi-Fi,Bluetooth				
Display/User Interface	LED/APP				
General Data					
Operating Temperature Range( °C)	-25-60				
Relative Humidity(%)	0-100%				
Operating Altitude(m)	≤4000				
Cooling	Natural Convection		Smart Fan Cooling		
Noise(dB)	<35		<45		
Weight(kg)	33				
Size(W/H/D)(mm)	500*550*248				
Installation	Wall-Mounted				
Protection Degree	IP65				







# DYNE

## 3.6-5.0-6.0-8.0L-1P-A

The DYNE 3.6/5.0/6.0/8.0L-1P-A series is designed for residential hybrid systems. The inverter can work with Dyness low-voltage lithium-ion battery DL5.0X/DL5.0C/ Powerbox Pro to maximize self-consumption and provide backup power if the grid fails and there is not enough PV power to cover load demand.



## Features and Advantages

-  **Generator Connectivity**  
 Generator connectivity with multiple input methods and automatic generator On/Off control
-  **Customizable Settings**  
 6 customizable charge/discharge time settings, Up to 135A(3.6/5.0/6.0K) and 190A (8.0K) max charge/discharge current
-  **No Black Out**  
 Automatic UPS switching <4ms, ensuring the stability of household electricity consumption
-  **Surge Power Backup Capability**  
 10 seconds 200% surge power backup overload capability
-  **Peak Shaving Control**  
 Supports peak shaving control in both "self-use" and "generator" mode
-  **Flexible Connection**  
 Supports 1ph and 3ph flexible connection



## Specification

Model	3.6L-1P-A	5.0L-1P-A	6.0L-1P-A	8.0L-1P-A
Input DC (PV side)				
Recommended max. PV power	5.76 kW	8 kW	9.6 kW	12.8 kW
Max. input voltage	600 V			
Rated voltage	330V			
Start-up voltage	90V			
MPPT voltage range	90 - 520 V			
Max. input current	16 A / 16 A			32A/20A
Max. short circuit current	24 A / 24 A			36A/30A
MPPT number/Max. input strings number	2/2			2/3
Battery				
Battery type	LiFePO4			
Battery voltage range	40 - 60 V			
Max. charge/discharge power	3.6 kW	5 kW	6 kW	8 kW
Max. charge/discharge current	80 A	112 A	135 A	190 A
Communication	CAN / RS485			
Output AC (Grid side)				
Rated output power	3.6 kW	5 kW	6 kW	8 kW
Max. apparent output power	4 kVA	5.5 kVA	6.6 kVA	8.8 kVA
Operation phase	1 / N / PE			
Rated grid voltage	220 V / 230 V			
Rated grid frequency	50 Hz / 60 Hz			
Rated grid output current	16.4 A / 15.7 A	22.7 A / 21.7 A	27.3 A / 26.1 A	36.4 A / 34.8 A
Max. output current	20 A	25 A	30 A	40 A
Power factor	>0.99 (0.8leading - 0.8lagging)			
Input AC (Grid side)				
Input voltage range	187-253 V			
Max. input current	25 A	32 A	40 A	50 A
Frequency range	45-55 Hz/55-65 Hz			
Output AC (Back-up)				
Rated output power	3.6 kW	5 kW	6 kW	8 kW
Max. apparent output power	2 times of rated power, 10s			
Back-up switch time	<4ms			
Rated output voltage	1/N/PE, 220 V/230 V			

Model	3.6L-1P-A	5.0L-1P-A	6.0L-1P-A	8.0L-1P-A
Rated frequency	50 Hz/60 Hz			
Max. output current	20 A	25 A	30 A	40 A
THDv (@linear load)	<2%			
Efficiency				
Max. efficiency	>96.9%			
EU efficiency	>96.5%			
Protection				
DC reverse-polarity protection	Yes			
Ground fault monitoring	Yes			
Integrated AFCI(DC arc-fault circuit protection)	Yes			
Protection class/Over voltage category	I/II (PV and BAT), III (MAINS and BACKUP and GEN)			
General Data				
Dimensions(W/H/D)	406/560/205mm			406/560/215 mm
Weight	24 kg			26kg
Topology	High frequency isolation (for battery)			
Operating ambient temperature range	- 40 - 60 °C			
Ingress protection	IP66			
Cooling concept	Natural convection	Intelligent redundant fan-cooling		
Max.operation altitude	4000m			
Certification & Standard	NRS 097-2-1, IEC/EN 62109-1/-2, IEC/EN 61000-6-1/-2/-3/-4			
Features				
DC connection	MC4 plug (PV port)/ Terminal Block (BAT port)			
AC connection	Terminal Block			
Display	LED + APP			
Communication	RS485, CAN, Optional: Wi-Fi, LAN			



# Project Cases

Dyness has provided safe, reliable, and high-quality products and services to over 500,000+ users





# Residential Application Cases



• 61.44kWh 12 units DL5.0C Spain



• 102.4kWh  
20 units BX51100 South Africa



• 61.44kWh  
6 units Powerbox Pro South Africa



• 9.6kWh 4 units B4850 Brazil



• 17.76kWh Tower T17 Austrian





• 61.44kWh 12 units DL5.0C Yemen



• 172.8kWh 48 units B3 South Africa



• 20.48kWh 2 units Powerbox Pro Philippine



• 10.66kWh Tower T10 German



• 14.21kWh Tower T14 Sri Lanka





• 48kWh 10 units A48100 Lebanon



• 40.96kWh 8 units PowerDepot H5B South Africa



• 122.88kWh 24 units BX51100 Philippines



• 19.2kWh 4 units A48100 South Africa



# After-sales Service

Online + offline comprehensive operation and maintenance service system

+86 400 666 0655



## Offline

8 Supporting Languages  
13 Service Center  
Worldwide Service Locations



## Online

Sophisticated Online Service Platform  
200+ Online Service Engineer  
<https://support.dyness.com>



## Professional

Localized technical support and customized service solutions.



## Efficient

After-sales service response time is less than 1 hour.



## Responsible

Customer centricity and 98% customer satisfaction

