

# Tower

Tower series is specifically designed for large residential, as well as small commercial and industrial applications, offering an energy capacity range from 7.1 kWh to 255.72 kWh. It has been market-verified for 5 years with 0 accidents.



## Flexible Expansion

Up to 12 clusters in parallel,  
7.1kWh~255.72kWh capacity



## Easy Installation

0 wiring, plug&play, allow  
one people to install







## IP54 Protection

Indoor&outdoor installations



## Smart Management

Real-time system monitoring, remote  
control, OTA updates

Model	Tower T7	Tower T10	Tower T14	Tower T17	Tower T21
Product Pattern					
Battery Module Type	LiFePO <sub>4</sub>	LiFePO <sub>4</sub>	LiFePO <sub>4</sub>	LiFePO <sub>4</sub>	LiFePO <sub>4</sub>
Battery Module Quantity	2	3	4	5	6
Nominal Energy	7.10kWh	10.66kWh	14.21kWh	17.76kWh	21.31kWh
Usable Energy	6.745kWh	10.127kWh	13.499kWh	16.872kWh	20.245kWh
Operating Voltage	168–216V	252–324V	336–432V	420–540V	504–648V
Nominal Voltage	192V	288V	384V	480V	576V
Nominal Capacity	37Ah	37Ah	37Ah	37Ah	37Ah
Max. Continuous Charge/Discharge Power *	4.26kW	6.39kW	8.52kW	10.65kW	12.78kW
Recommended Depth of Discharge (DOD)	95%	95%	95%	95%	95%
Dimensions [W/D/H] (mm)	504/380/700	504/380/900	504/380/1100	504/380/1300	504/380/1500
Net Weight [kg]	105	146	187	228	269
Charging Temperature Range	0~50°C				
Discharging Temperature Range	-10~50°C				
Communication	CAN/RS485				
Cycle life **	≥6000 Cycles				
Protection Level	IP54				
Battery Module Name	HV9637				
Expansion	Max. 12 towers can be connected in parallel				
Certification	UL1973/CE-EMC/CE-RED/IEC62040/IEC62619/IEC62477/IEC63056/ UKCA/ROHS/VDE2510-50/ISO14067/CEC/GOST-R/UN38.3/CEI-021				
Compatible Inverters	Kostal/Ingeteam/Solis/Goodwe/Solplanet/Deye/Hoymiles/Solinteg/SINENG/Sinexcel ect.				

\* Maximum Continuous Discharge/Charge Power when communicating with inverter is 0.6C

\*\* Test Conditions:0.2C Charging & Discharging.@25°C,95%DOD

